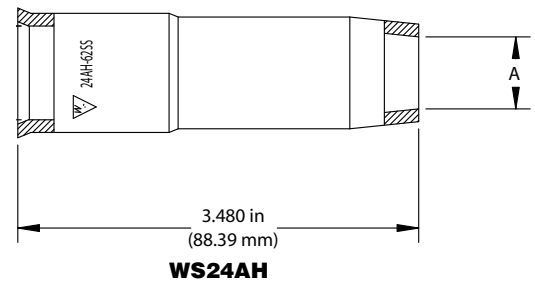
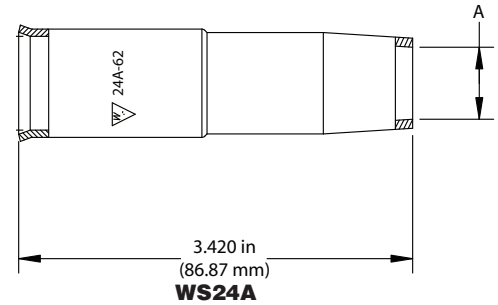
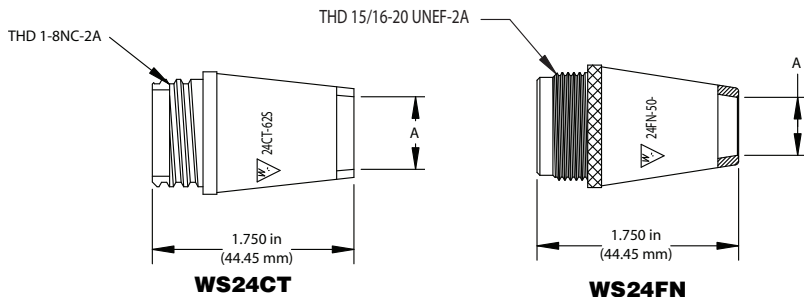


MIG CONSUMABLES
STANDARD NOZZLES & NOZZLE INSULATORS
STANDARD, TAPERED, & HEAVY DUTY STYLES
NOZZLE - 24 SERIES SLIP-ON STYLE

Description (A)	Part No.	Stock No.
3/8" (9,5 MM) Bore Short Stop	WS24A-37-SS	1240-1559
1/2" (12,7 MM) Bore	WS24A-50	1240-1555
1/2" (12,7 MM) Bore Short Stop	WS24A-50-SS	1240-1560
5/8" (15,9 mm) Bore	WS24A-62	1240-1556
5/8" (15,9 mm) Bore Short Stop	WS24A-62-SS	1240-1561
5/8" (15,9 mm) Bore Heavy Duty Short Stop	WS24AH-62-SS	1240-1566
3/4" (19,1 mm) Bore	WS24A-75	1240-1557


NOZZLE - 24 SERIES THREADED

Description (A)	Part No.	Stock No.
Used with 34CT Insulator		
1/2" (12,7 MM) Bore	WS24CT-50-S	1240-1580
5/8" (15,9 mm) Bore	WS24CT-62-S	1240-1581
5/8" (15,9 mm) Bore Tip Recessed	WS24CT-62-R	1240-1591
3/4" (19,1 mm) Bore	WS24CT-75-S	1240-1582
Used with 34FN Insulator		
1/2" (12,7 MM) Bore	WS24FN-50-S	1240-1715
5/8" (15,9 mm) Bore	WS24FN-62-S	1240-1727


NOZZLE - 25 SERIES

Description (A)	Part No.	Stock No.
1/2" (12,7 MM) Bore	WS25CT-50	1250-1439
5/8" (15,9 mm) Bore	WS25CT-62	1250-1440
3/4" (19,1 mm) Bore	WS25CT-75	1250-1441

